



SPYBAITING

TECHNIQUE OF SILENT CAPTURE

**EXTEND
YOUR GAME**



The origin of "Spybaiting" is rumored to have occurred around Lake Biwa 2007/ 2008. Others mention its popularity near Tokyo, Chiba and Yokohama where are many small bodies of water.

At that time versions of using a lure with propellers took on names like "pro-bait" and "screw-bait" or "bi-hadou (also known as micro-wave)". However, during that time anglers were attaching propellers to many lures: swimbaits, jerkbait-bodied lures, even jig-heads, in fact, using a propeller became so popular that anglers were purchasing just propellers to attach to front of their lures.

DUO studied the concept and created a compact design with specially tuned propellers that incorporated more subtle actions than conceived by other manufacturers. Its compact yet heavy body harbors a fixed ballast system made to increase trajectory and

improve target orientation and provide a heavy roll action. This combination emulates the shimmer-effect of baitfish. Spinbait also possesses specially designed cupped propellers, which provide more pulsation at slower revolutions.

DUO/Realis invites you to become familiar with the deadly finesse presentation known as "Spybaiting", the technique of Silent Capture.

The technique called "Spybaiting" is considered an ultra-finesse hard bait technique requiring light line, long casts and in-line retrieves. Manipulation of the technique requires concentration and steady slow retrieves. But the results are mind altering. It is a finesse technique that catches big fish as well as numbers. It has recently, hit the US shores and quietly professional Tour anglers are using the technique with great success.

DUO/Realis invites you to become familiar with the deadly finesse presentation known as "Spybaiting", the technique of Silent Capture.

REALIS SPINBAIT 90

■ Length/90mm (3-1/2" in) ■ Weight/15g (1/2oz) ■ Type/Sinking (Fixed Weight)
■ Hook/#6X ■ Ring/Line Eye#2-Hook Eye#2 ■ Range/2.5-5.0m (8-17ft)

Spybaiting keeps on growing. Introducing baitcaster-perfected Spinbait 90.

Introducing the newest version to the Spinbait family, Realis Spinbait 90, created to match mature bait fish while adding finesse opportunities to tournament angler who prefer casting gear. That's correct; the Spinbait 90 is yet another finesse lure created for the bait casting angler.

Like its cousin, Spinbait 80 G-Fix, the 90 has excellent trajectory and built-in multi-directional actions and still possesses a compact profile with low-co-efficient air and water drag.

Designer, Mr. Adachi is known for his impeccable work with Spinbait 80 versions, however Spinbait 90 is not merely a sized-up model. It has an increase flat and taller lateral line area to increase flashing effect used in the bait's trademark rolling action. The internal structural frame of the 90 was designed to sustain the crushing blows from larger predatory fish.

In several prototype tests, Spinbait 90, placed among

other 90mm-plus spybaits, possessed more built-in actions, emulated better minnow behavior and had a more natural descent (sinking).

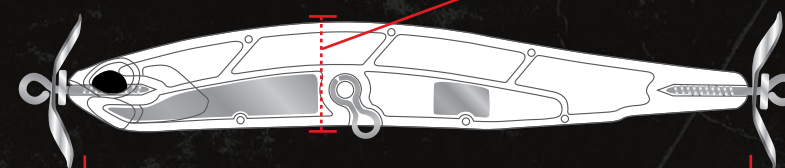
The Spinbait 90 can fly! The 90 accurately hit targets increasingly better than other spybaits tested. The Spinbait 90 had the furthest trajectory of similar sized spybaits. In other words, anglers could hit their targets better and cast further with the Spinbait 90. Compared to the other spybaits the Spinbait 90 out-casted others as much as 40 feet. It also covered water and remained in deeper feeding zones longer.

On the professional tour, its utility is being extended. Bass pros are using it as sub-surfacing tool on schooling fish. This is due to its easy manipulation and long range. After covering surface water, the angler is then tracing through deeper areas once considered for multiple lures. With Spinbait's ability, all these areas can be targeted with one lure.

ACTUAL SIZE & INNER STRUCTURE

Excellent trajectory and low drag co-efficiency

Wider flash-effect due to taller sides



Body line water displacement leaves a soft signature trail of turbid water

Possesses "micro pulsing" and signature "passive minnow vibration"

REALIS SPINBAIT80

- Length/80mm (3-1/8" in)
- Weight/9.5g (3/8oz)
- Type/Sinking (Fixed Weight)
- Hook/#8X
- Ring/Line Eye#2-Hook Eye#2
- Range/2.0~3.5m (7~12ft)



The original vehicle for Japanese deadly finesse technique of silent capture.

The compact, aerodynamic and hydrodynamic body of the Spinbait 80 produces significant parabolic momentum when cast; activates, multi-directional actions and vibrational wave lengths when retrieved. In a single cast, these built-in attributes allow Spinbait 80 to trace deeper zones longer.

Paired propellers rotate against disks causing a distinct audible pitch and a compressed vibration called "micro-pulsing".

The cupped propeller configuration displaces soft but turbid water along the lure's body-line releasing what is called "plum-effect". "Plum-effect" is actually detected by the bass frontal nerve network is situated through the fore-region of the bass helping the bass feel pressure and vibration. This sensory matrix

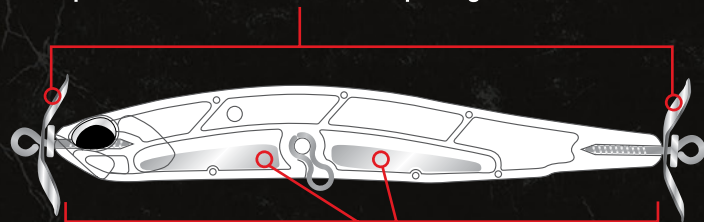
integrates with the bass instinctive predatory and territory responses.

Uniquely shaped body halves and angled ballast induce a shimmer motion and subtle body rotation called "passive minnow vibration". This occurs when the lure is paused or allowed to free-fall to another depth.

The tracking of the lure is significantly straight and purposeful. However, slow motion video also shows the lure exhibiting a "listing action" which is called "body-flash". This flashing or reflecting during the retrieve has the tempo of a casual unassuming feeding minnow. The objective is to display a non-stressed, highly regulated minnow, the precursor to neutral mode activity.

ACTUAL SIZE & INNER STRUCTURE

Paired propellers rotate against disks causing a distinct audible pitch and a compressed vibration called "micro pulsing"



The cupped propeller configuration displaces soft but turbid water along the lure's body-line releasing what is called "plum-effect"

Uniquely shaped body halves and angled ballast induce a shimmer and subtle body rotation called "passive minnow vibration"

REALIS SPINBAIT80 G-Fix

- Length/80mm (3-1/8" in)
- Weight/10.5g (3/8oz)
- Type/Sinking (Fixed Weight)
- Hook/#8X
- Ring/Line Eye#2-Hook Eye#2
- Range/3.0~5.5m (10~18ft)



Fishing with the pro-tuned Spinbait 80 G-Fix is like Spybaiting on steroids!

Realis Spinbait, the only true spybait designed for tournament fishing, comes in a new G-Fix pro-tune.

Pro-tuned and perfected for the baitcaster, Realis Spinbait 80 G-Fix stays unmatched and unchallenged in the Spybaiting category.

G-Fix's increased performance and unique signaturred action is able to meet windy tournament conditions head on. With the same ultra finesse profile, the spybait is able to effectively trace contours others can't.

Many professional bass anglers are well aware that the Spinbait 80 simply outcasts every spybait to hit the US shores and the same is true in Japan. What

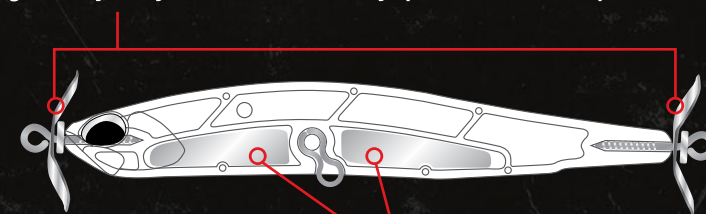
many didn't realize was that the new Spinbait 80 G-Fix have even a greater trajectory. How far? While most popular spybaits hit the averaged casting distance between 80 to 95 feet in a single cast. The Spinbait 80 G-Fix averaged 130 ft. (39 meters) ! In some cases the Spinbait G-Fix casted over 40 feet more that several spybaits!

Realis Spinbait 80 G-Fix is absolutely the best spybait to reach deeper bass or further targets and the only spybait to stay in deep zones longer and more accurately. With the additional weight producing even greater distance, it remains the only spybait designed for professional angling.

ACTUAL SIZE & INNER STRUCTURE

Reduced prop surface enhances "micro pulsing" and hydrodynamics

Tighter water-flow along the lures body maintains a steady "plum-effect" and "passive minnow vibration"



Altered ballast is tuned to accommodate baitcasting gear and provide superior trajectory in windy conditions

WHAT YOU NEED

GEAR

SPINBAIT 90 (Baitcasting)

| | |
|-----------------|----------------------------------------------------------------------------------------------------------------------------------------------------------------------|
| Line diameters: | .205 mm (6-pound) to .330mm (12-pound) |
| Casting Rod: | Medium light to medium action rod with mod-fast taper to extra fast-taper tip. Rod length: 7' to 7'4", Line weight: range 7-12 lbs. Lure weight: 1/8th to 1/2 oz. |
| Reel: | Bait Casting reel with gear ratios from: 5:5:1 to 6:3:1 (slower retrieve allows for better prop movement) |

The Spinbait 90 extends the spybaiting to baitcasting game. Like its cousins, the 90 has excellent trajectory and built-in multi-directional actions and it still maintains a compact profile. The bait's trademark rolling action is a tad more apparent in this version. The Spinbait 90 out casts other 90mm propbaits effortlessly and hits its target more often. The 90 profile was designed to match more mature bait fish and can be fished down for 4 to 25ft depending on line diameter.

SPINBAIT 80 (Spinning)

| | |
|-----------------|----------------------------------------------------------------------------------------------------------------------------------------------------------------------------------------------------------------------------------------------------------------------------------------------------------------------------------------------------------------|
| Line diameters: | .165mm (approx. 4-pound test) to .219mm (approx. 6-pound test) |
| Spinning Rod: | Medium light to medium action rod with mod-fast taper to extra fast taper tip. (The longer rods offer better management over surging or fighting fish.) Rod length: 6'6" to 7'4" prove to provide better line control whether keeping the line down in the water column or picking up the slack. Line weight: range 4-8 pound, Lure weight: 1/8th to 3/8th oz. |
| Reel: | Reel sizes in the 1000 to 2500 series |



Ideal tracing range of the Spinbait 80 is 3-15ft with effectiveness down to 20ft. The Spinbait 80 is a perfected spybait with several built-in actions. The profile and preempt actions issued visually portray a swimming bait in non-threatening display. As the Spinbait enters the bass' stimulus window, it is triggered by several actions inducing predatory behavior.

SPINBAIT 80 G-FIX
(Spinning and Light Baitcasting)

| | |
|-----------------|--------------------------------------------------------------------------------------------------------------------------------------------------------------------------|
| Line diameters: | .190 mm (approx. 5-pound line) to .259 mm (approx. 9-pound line) |
| Spinning Rod: | Medium light to medium action rod with mod-fast taper to extra fast- taper tip. Rod length: 6'6" to 7'4", Line weight: range 4-8 lbs. Lure weight: 1/8th to 3/8th oz. |
| Casting Rod: | Rod length: 7ft -7'4", Line weight: 7 to 12 lbs. Lure weight: 1/8th to 1/2 oz. |
| Reel: | Reel sizes in the 1000 to 2500 series |

It has been coined the "Spybait on steroids". Spinbait 80 G-Fix is the exact size of the original Spinbait 80 and it does carry several of the same attributes harbored in Spinbait 80, however, the G-Fix version was designed to open the Spinbait's range. "G-Fix" stands for specially-tuned traits that are subtle yet necessary. It advances spybaiting even further. The "signature" action(s) of the G-Fix allows the lure to enter its target with less detection. The G-Fix also allows the angler to pursue significantly deeper fish without losing the ability to trace water columns at controlled rates. Depths exceeding 30ft are easily reached with the Spinbait 80 G-Fix without losing the ability to stay in the zone longer. The pitch of the lure is forward and slightly down and as the lure travels the running position is level.



COLORS

ADA3033 Prism Clown
Spinbait 80ADA3058 Prism Gill
Spinbait 90 / 80 / 80 G-FixADA3081 Prism Shad
Spinbait 80ADA3178 Bluegill Noir
Spinbait 80 G-FixADA4013 Wakasagi
Spinbait 80 G-FixGEA3006 Ghost Minnow
Spinbait 90 / 80 / 80 G-FixGEA3122 Sexy Pink II
Spinbait 80 / 90GEA3137 Twilight
Spinbait 90GJN0042 Seguro
Spinbait 80 G-FixGSN3085 Hypnotic
Spinbait 90GSO3191 Emperor
Spinbait 80 G-FixASA3146 Gold Perch
Spinbait 80 / 90DRA3010 Natural Ayu
Spinbait 80DRA3050 Half Mirror Ayu
Spinbait 80 G-FixDRA4036 Rainbow Trout
Spinbait 80 / 90DRH3094 Komochi Shad
Spinbait 90 / 80DSH0052 Gold Shad
Spinbait 80 G-FixDSH0115 Fish Jr.
Spinbait 80 / 90DSH3061 Komochi Wakasagi
Spinbait 90 / 80 / 80 G-FixDSI3089 Dead Wakasagi
Spinbait 80 G-FixACC3015 Artic Gill
Spinbait 80 G-FixACC3018 Smokey Bone
Spinbait 90 / 80ACC3083 American Shad
Spinbait 90 / 80 / 80 G-FixCCC3055 Chart Gill
Spinbait 80 G-FixCCC3108 Ghost Pearl
Spinbait 90 / 80 / 80 G-FixCCC3127 Grass Minnow
Spinbait 90 / 80 G-FixCCC3143 Blue Hitch
Spinbait 90 / 80CCC3157 Skeletoic
Spinbait 90 / 80CCC3158 Ghost Gill
Spinbait 90 / 80CCC3160 J-Secret IV
Spinbait 90 / 80CCC3162 Chartreuse Shad
Spinbait 90 / 80CCC3170 Blueback Herring
Spinbait 90 / 80 G-FixCCC3172 Threadfin Shad
Spinbait 90 / 80CCC3176 Morning Dawn
Spinbait 90 / 80CCC3182 GF Oikawa
Spinbait 90 / 80 G-FixCCC3190 Ghost M Shad
Spinbait 90 / 80 / 80 G-Fix

HOW TO EXECUTE

TECHNIQUE

"Spybaiting" is for tournament application. It is first very important to know the technique was designed for tournament or competitive fishing. What is the difference between a "finesse technique" and finesse technique specific to professional angling? How can a finesse technique vary in application enough for competition?

Some finesse presentations were created for light line fishing, but not competitive angling. Many finesse techniques were designed to catch fish that are difficult to get to bite. No size restriction, no limit or

mandate. Simple light line applications usually get anglers bit.

Drop shotting was created by a Japanese shore angler named Mr. Haruhiko Murakami (around 1995). The rig was called Tsunekichi-rig. The technique reached the US about 1997. Since its arrival, drop shotting has been adapted to be more functional for competitive angling and many other situations. From line size, to hook size to weight size, drop shotting has changed and as a result tournaments have been won on it.

In professional angling the goal is to get a limit of the five biggest fish and to do it over a 3-day period. Thousands of dollars are on the line. And to win one of these events may require more than 65-pounds of bass. In professional bass angling, fishing carries other variables that the regular fishing community can avoid.

One good example is inclement weather, laced with heavy winds and stormy seas. In this situation, the weekend warrior can simply stop fishing, put the boat on the trailer and call it a day. But, the professional angler is required to continue fishing. Lure casting and control in the mentioned conditions is extremely difficult. Distance the lure travels, accuracy of the lure's trajectory and even swim motion can be suppressed or completely stopped. DUO thought to create spybaits that would defeat this challenge. The Spinbait series (outside of the Spinbait 60) were specifically designed to dramatically outperform other propbaits in these conditions.

While some propbaits carried a minnow body shape for the "life-like" appearance, DUO went further. The Spinbait 80, Spinbait 80 G-Fix and Spinbait 90 profiles were actually designed to reduce drag co-efficient in water and air. As the 'angle of approach' and force created from the load action of the rod is generated, the Spinbait's aerodynamics helps dictate the course of trajectory and specifically reduces drag and improves accuracy.



But the engineering doesn't stop there; the shape and ballast are cohesive to creating a descent course and action that is uninhibited in wave action, once surface tension is made by the fluorocarbon. In simple terms, it means the lure sinks at a rate that is perfected. DUO's R&D team tested the profiles and ballast systems of all JDM spybaits, from which data was collected. DUO's results directly produce more accurate and longer flight patterns with its Spinbaits that could be fished deeper. In casting tests, the Spinbaits reached distances as much as 50-feet further than other spybaits! DUO Spinbaits casted further than all spybaits in similar weight classes. We share this information to allow the professional angler to truly understand how serious DUO was in perfecting this technique. It is our prerogative to provide the professional angler with the very best tool for spybaiting.

01. BAIT STIMULUS

At first glance the Spinbait looks like it's doing nothing except traveling a straight line. Closer examination shows several behaviors emitted from the lure. The Spinbait engages dual propellers as it travels forward. The propellers display three distinct traits. First, the propeller causes a tactile vibration called "MICRO-PULSING" which can be felt by the bass, similar to the way we may feel the vibration of an electric razor. The rotation of blades is rapid giving off a vibrational wavelength that is soft (like a fan). The fish can feel this once the lure enters the fish sensory window.

Second, the cupped prop rotation grabs and churns the water close to the lure's body line. The disturbance of water leaves a subtle signature called "PLUME-EFFECT", it changes the water pressure near the lure's bodyline and following fish can detect the plume-effect of the Spinbait. This detection could be a little like someone ever so slightly blowing air through a tiny coffee straw.



The third stimulus is actually a visual effect called "STROBING". This is the tiny yet visible rotation of blades. The intense hair-like movements of the blades are not intended to cause heavy reflection or flash like other spybaits' blades (note their larger silver and gold blades). The intentional strobe motion is to trigger is the bass to detect (visually) the Spinbait's rapidly compressed blade movement. Heightened motion like the spinning of the blades captures the attention of bass.

Fourth, the forward movement of the Spinbait has a rocking motion called "LISTING". The blunted, yet fluid rocking is not erratic, or abrupt. The action emulates a bait fish casually swimming in a non threaten mode. The lure body rocks slightly to one side then the other. Final action is known as "PASSIVE MINNOW VIBRATION". This is also coined the "Shimmy". It is awakened once the lure begins to fall on slack line. This can occur when adjusting lure position to chosen depths. If, for example, the angler is tracing at 15 feet, and he chooses to trace at the 20-ft contour, he can do it by allowing the lure to free fall to the selected depth. The shimmy is another attracting measure incorporated into the Spinbait.

02. PRECISE GEAR

High quality, very responsive rods in the medium-light to medium rod action gives then angler an

advantage of keeping big fish pegged on a relatively small lure with small hooks. The rod flexion and forgiveness keeps hooks from tearing free. The high-end spinning reels offer superior and more precise drags and componentry. The use of high quality fluorocarbon will give limited elongation, better sensitivity and better ballast management. The fluorocarbon works in unison with lure as guiding ballast. It helps the tiny lure keep course. Light or buoyant lines increase lures variance in travel (which is desired in some presentations and lures).

03. UNDERSTAND FISH POSITIONING

Being able to understand and discern fish position is crucial in the specifics of spybaiting. For example, bass will face in the current of moving water. In shallow areas, certain times of the year bass will face the shoreline. Under the protection of small shade pockets bass will position in the shaded area looking outward. In post spawn, some bass in vegetation will position their backs to the grass and their noses out toward open water. Much of the described positioning is known as ambush points. These are high percentage areas. But in spybaiting you are want to include what we call "critical edges" these are places bass can press, corner prey or even over run prey. Edges are bluff walls with depth and are very effective. Big fish will suspend off of these areas forcing prey to the vertical edge of the bluff. Actually, casting



out to deep water and bringing the Spinbait into this area has proven big fish (not many small fish). Extra deep grass-ends are another great edge, these are very deep grass-ends in 15 feet. The very edges of these also work as a barrier to prey when bait is in a panic. But probably the biggest edge which is not actually an edge is "open water". DUO's research

found big fish will suspend in open water more than they are credited, especially when pressured by anglers. The research we found was confirmed and an apparent measure actually re-confirmed in the BASS Master Northern Open where several anglers caught up 36 – to – 54 pounds of suspended smallmouth spybaiting (Spinbait 80), after three days of fishing on Lake St. Clair. These big fish recorded (up to 6 pounds) basically ran into open water Spinbaits. Basically, the anglers knew the regular fishing pressure forced the fish OFF the bottom of 15-foot contour into 8-foot open water. By understanding how fish position with or without cover (while suspending) will increase your spybaiting success.



04. DISTANCE & CAST

The Spinbait's ballast system is specifically designed to complement the angler casting range. The more proficient the angler is in long distant casting the better his spybait can maintain its steady course into the bass lair. It is important for the lure give off an almost "do nothing" display in suspended column. After a successful cast, the angler should immediately drop his rod time to help the line break surface tension. This reduces extra line movement caused by wave action or wind.

05. RETRIEVES

As simple as this seems, it is one of the hardest constructs for some anglers to master. A slow retrieve is desired. This makes the lure look like a non-threatened baitfish meandering along. After catching a few bass you can adjust your rate of retrieve. The slow rate of line incorporation allows the weight of the line to help guide the lure. The rate of retrieve should get the Spinbait's props to engage in slow rotation.

If you can imagine turning your handle in one complete rotation and taking about 2 to 3 seconds to complete this rotation you are headed in the right direction. At times the bass (especially schooling fish) may want a faster retrieve. However, the angler should begin with the slow the retrieve.

06. THE OBJECTIVE

It is the objective to have the Spinbait display a non-threatened behavior. Some lures are designed to display a dis-regulation or abrupt or erratic action. But Spybaiting has accomplished opposite of erratic action.

Predators are more used to this display than researchers may know. If you think about it in this capacity, most predators "learn" to stalk their prey. They learn quickly, prey that is alarmed or frightened may be more difficult to capture. However, prey that is calm, unassuming, unaware of their predator's proximity can become easier prey. In this case we are using neutral prey behavior to get closer to the predator. Once the lure is in proximity of the bass, the micro-movements of "PLUME-EFFECT", "PULSING" and "STROBING" have a significant effect on stimulating the bass.

Spybaiting is an advanced technique that requires a learning curve. Although, it has attracting quality which appeal to bass, Spybaiting is a silent approach. It usually doesn't draw fish, unless they are highly aggressive. Its power is in the silent capture. Getting the lure in front of the fish is key. Even when professional anglers have located big fish, they sometime won't bite traditional methods. This may in part be due to fishing pressure. Trophy hunters are now using Spybaiting as they are finding out that it is extremely effective on big bass in similar condition.



07. EXECUTION

1. The angler should make a long cast (longer than usual).
2. The angler should know the approx. depth of his desired location.
3. The angler then, can count the lure down (rate of fall is about 8 inches per second depending on line diameter and weight) to the chosen depth.
4. The spybaiter should count the lure down to several inches off the bottom.

If the bass relates to 15-foot over 25-feet, then the angler should count the lure down to 14 to 16 feet. This is easier said than accomplished. It takes practice. The confidence for the angler comes from being able to position the lure, bring it into the zone.

Because of the fall rate, the Spinbait's depth range can be easily adjusted if necessary. It is important to maintain the slow retrieve. As the lure comes gradually ascends bite sometimes occur right at the point the lure begins to change in direction. It is vital to maintain the slow retrieve right to completion. If the

angler comes in contact with light strands of grass, attempt to keep the lure slightly above the grass ends. The design of the lure makes hook up ratios extremely successful. It is important to "sweep-set" or "reel-set" for the hook set. A forceful snap or pull could result in line breaking or hooks tearing free. At the point you feel the fish, increase your reeling and use a long pull to imbed the hooks. The light action of the rod will fight the fish for you.

08. IN SUMMARY

A couple of important notations all tournament anglers should make regarding spybaiting;

- Spybaiting is a big fish technique.
- Spybaiting is a distinctive presentation design to target suspended fish (sometimes considered one of the more difficult fish to pursue).
- Spybaiting is one of few techniques that are specifically designed to work off the bottom in a water column (unlike standard drop shotting) and cover great distances.



MASAHIRO ADACHI

CEO & Chief Designer

THE STORY

ABOUT DUO

DUO stands for form. DUO stands for function. Form and function aligned in perfect harmony – the functional beauty. DUO stands for Nippon Quality.

Since its foundation almost twenty years ago, DUO has set on a path to represent the very best in the lure fishing. The commitment to the highest level of quality has been built into the concept of the company and DUO has continuously pursued the cutting edge technology for lure development.

Each of the lures combines hi-technology and attention to detail through the human experience. The production process is laborious, expensive and laden with the personal inspection of tens of people to ensure impeccable outcomes.

Nothing is compromised.

The personification of this philosophy is DUO's CEO and chief designer, Masahiro Adachi, one of the most respected lure designers in Japan.

Masahiro Adachi's designs were first introduced in the early 90's when he shocked the lure world with his engineering. Adachi's designing process originates from thought, but his understanding of lure action developed from studying the intricate swim behavior of live bait-fish.

Another vital element to Mr. Adachi's gift is his detailed understanding of predator fish and their biology. Mr. Adachi's philosophy of "functional beauty" means he is trying to create lures that both unify in form and function, making lures that are creatively known as "better than the real one".

Adachi does not create lures in the traditional JDM way with the use of drawing and CAD. Rather, every creation begins as a carving. Adachi mentally envisions the swim-action of his lure and begins carving a design from ABS plastic. The process could be considered organic. Mr. Adachi's designs are original, sometimes so intricate that they require months to perfect.

The integration of hand created designs and high precision digital constructs are imperative priorities for the creator, Mr. Adachi.

This approach will remain a trademark for DUO lures.

SUCCESS

2013

— Jeff Miller had the winning weight over 47-pounds of bass spybaiting in a local event. His efforts earned over 10,000\$.

2014

— Bassmaster Open pro, Jeff Miller 14th in the Bassmaster Northern Open catching all his big fish Spybaiting. In fact, Miller was recognized for one of the biggest bass weighed in the event, a massive smallmouth weighing over 6-pounds.

— Bassmaster North Open's Co-Angler Champion, Jeff Jenema won his event spybaiting earning over 23,000\$ with a 4-pound average. He also earned a big fish award bringing in a spybait bass that weighed 5-9 pounds!

— Bassmaster Northern Open pro, Wayne Macklin caught 54-pounds of Spybaiting bass, earning him a top 10 finish. All of Macklin's big fish came from the Spinbait 80.

— Bassmaster Co-Angler, Mandel Pettis credits his Bassmaster Angler Of Year success to spybaiting, reporting, "It has got me a big fish award and top finishes!"

— Aaron Marten's used the new technique spybaiting at the Bassmaster Elite on the Bays de Noc, Escanaba, Michigan, Martens earned a top 30 place worth 35,000\$. "I caught several big bass using the Spinbait 80". Aaron's spybaiting success was showcased by ESPN TV crew.

2015

— Another Co-Angler, Mike Muller nearly won the

Bassmaster Open on Lake Erie. He finished 3rd Spybaiting. "I began learning the technique in 2013 by studying the videos. My first spybait fish was a 3 pound Spotted bass on Smith Lake, AL. That's when I knew I would incorporate the technique into my tournament fishing".

2016

— The Costa FLW Event held on Oneida Lake, was also won by a professional angler who incorporated the Realis Spinbait into all three tournament days. His total weight exceeded 50-pounds (smallmouth), amassing over 77,000\$ in winnings.

— FLW pro Scott Dobson is crowned Champion of the FLW Costa event, "The Realis Spinbait caught my key fish". Dobson weighed in a 3-day total of over 68-pounds (Smallmouth) bass winning over 82,000\$.

— Professional Bass Pro Greg Gutierrez secured an FLW Costa Championship Win. He kept it under wraps for several weeks but later disclosed to one of the contributors that his victory was helped by spybaiting with Spinbait 90 over point to find quality bass. Greg won with over 40 pounds of Spotted bass collecting a check for 36,736\$!

Several Elite Series, BASS Opens, FLW Tour, and FLW Costa Series anglers have used the Spinbait 80, 80 G-Fix and 90 to conservatively amass over 400,000\$ in just few short years. This doesn't account for the many high school, college, and weekend tournament anglers placing in the money.

Although there is a learning curve in mastering spybaiting the results and successes are significant.

Welcome to Spybaiting!